

# 9-1-1 Do's and Don'ts

with  
Emery the  
Emergency  
Penguin




**NOTE TO PARENTS:  
THIS COLORING BOOK IS DESIGNED  
TO TEACH CHILDREN ABOUT 9-1-1.**

Please review this book with your children, then take a few minutes to explain how to dial 9-1-1 on your home and mobile phones (*including accessing the keypad, dialing the number and hitting "send" or "talk"*). In addition, your child should be taught to give his or her full name, street address and telephone number.


For more information, please visit: [www.911cresa.org](http://www.911cresa.org)




This coloring book is published with permission  
of the King County E-911 Program Office.  
Printed by Washington State Patrol | April 2016




**Hi, my name is Emery the Emergency Penguin.  
I'm here to teach you about calling 9-1-1.**



**Call 9-1-1 if you have a police, medical or fire emergency  
and need someone to come help you right away!**




**9 1 1**




**Call 9-1-1 from a home phone or a cell phone.  
Dial 9, then 1, then 1 again.**



**Call 9-1-1 when you see a house on fire, someone who is badly hurt, a car crash, or any emergency.**




**What's not an emergency? Things like a cat stuck in a tree or when the power goes out.**



**If you get lost, call 9-1-1 and police officers will help you get home.**



**Even if you call 9-1-1 by accident—stay on the phone! Wait until the call taker tells you it is OK to hang up.**



**Now you're a 9-1-1 All-Star!**

**For learning how to call 9-1-1,  
this certificate has been awarded to:**





Clark Regional Emergency Services Agency

9-1-1

Non-Emergency 3-1-1

Business Line 360-737-1911

[www.CRESA911.org](http://www.CRESA911.org)

CRESA Always Here, Always Ready



This coloring book is published with permission  
of the King County E-911 Program Office.  
Printed by Washington State Patrol | April 2016

